

Recreational User: A New User Getting an Account & Recreational Permit for the First Time

1. Go to the web page: <https://FortDrum.iSportsman.net>
2. The new site has all the navigation at the top with drop down menus.
3. Click on “First Time Permit”—everyone will have to go through this process to establish a new account whether you have had a Fort Drum Recreation Pass in the past or not.



Welcome to FortDrum.iSportsman.net



NEW News Updated: 5/25/2018

The remainder of the new web site has similar information as the old site:

- Regulations and Firearm Registration information can be found under “Rules & Regulations”
- Information regarding hunting, fishing, trapping, wildlife viewing, etc. on Fort Drum can be found under “Recreational Activities”
- Maps are a new feature and include an interactive map that shows which areas are open each day—green is open for recreation and red is closed to recreation. All other recreational maps are also under the “PDF Maps” link
- Firewood permits can now be purchased online under “Forest Products/Firewood Permits”

4. Under “First Time Permit,” create a username and password for yourself. Fill out the remainder of the information—name, date of birth, and email address.



FORT DRUM

NATURAL RESOURCES

[Login](#)

Register

[Forgot Password](#)

[Forgot Username](#)

Enter the following information.

Create Username *

Your unique username which is used for Login purposes

Create Password *

4 characters minimum

Confirm Password *

Must match 'Password' field

Personal details that will be used for Permits

First Name *

Last Name *

Date of Birth *

Birthday format is MM/DD/YYYY (e.g. 12/31/1970)

Email Address *

Confirm Email *

Must match 'Email Address' field

Continue

Cancel

An automatic email will be sent to your email address when the application is complete.

5. There are three sections under the next page...all with the same information that has always been asked during the application process.

First, your address, city, state, and zip code.

Additional Registration Information

Address *(required)*

Address *

City *

State *

Alabama



Zip Code *

Vehicle

Vehicle Ownership

I will NOT bring a vehicle onto the premises



OR

Vehicle

Vehicle Ownership

I will bring a vehicle onto the premises



Vehicle Type

Convertible



Year

Minimum 1900. Maximum 2020.

Make

Model

Color

Beige



Plate Number

Plate State

Alabama



Third, your official status on Fort Drum...basically what your identification card states. If you are Retired Military AND a DoD Civilian, check "Retired Military"

Customer Type *(required)*

Nothing selected



Active Duty Military

DoD Civilian

General Public

Military Family Member

Retired DoD Civilian

Retired Military

Finish by clicking the "Save" button at the bottom of the page.

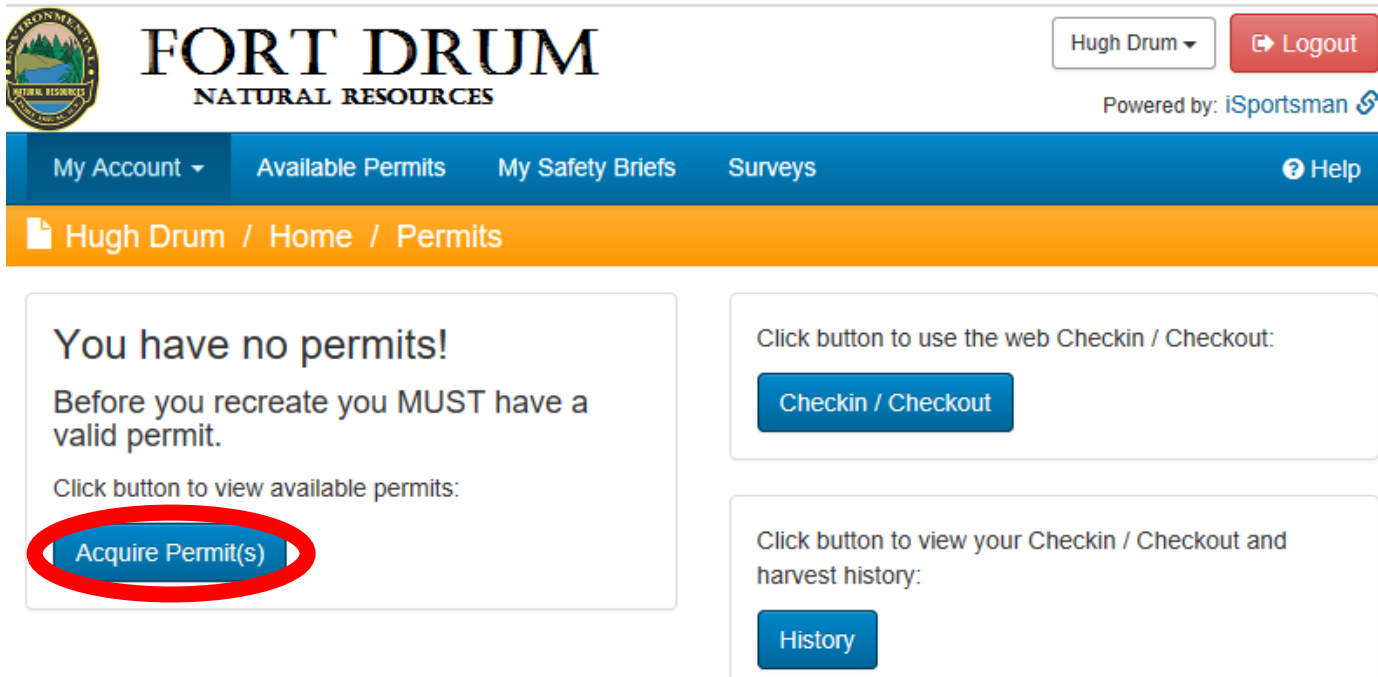
Save

6. The next page is the Hold Harmless Agreement and Recreationist Responsibilities. If you agree to the agreement and responsibilities, click the “I Accept” button on the bottom of the page.



The screenshot shows the top navigation bar with the Fort Drum Natural Resources logo and the text "FORT DRUM NATURAL RESOURCES". Below the navigation bar is a blue bar with "My Account", "Available Permits", "My Safety Briefs", and "Surveys". Below that is an orange bar with "Acknowledge / Edit". The main content area is titled "Acknowledgement" and shows "Name Hold Harmless Agreement". Below this is the title "Hold Harmless Agreement and Recreationist Responsibilities". A message states "You must accept this acknowledgement before accessing this Portal". At the bottom is a blue button labeled "I Accept".

7. You will automatically be taken to a page to obtain a permit or permits to recreate on Fort Drum. Click on the “Acquire Permit(s)” button on the left.



The screenshot shows the Fort Drum Natural Resources portal. The top navigation bar includes the Fort Drum logo, "FORT DRUM NATURAL RESOURCES", a user dropdown menu for "Hugh Drum", and a "Logout" button. Below the navigation bar is a blue bar with "My Account", "Available Permits", "My Safety Briefs", "Surveys", and "Help". Below that is an orange bar with "Hugh Drum / Home / Permits". The main content area is divided into two columns. The left column has a box titled "You have no permits!" with the text "Before you recreate you MUST have a valid permit." and "Click button to view available permits:". Below this is a blue button labeled "Acquire Permit(s)" which is circled in red. The right column has a box titled "Click button to use the web Checkin / Checkout:" with a blue button labeled "Checkin / Checkout". Below that is another box titled "Click button to view your Checkin / Checkout and harvest history:" with a blue button labeled "History".

7. You will automatically be taken to a page to obtain a permit or permits to recreate on Fort Drum. Click on the “Acquire Permit(s)” button on the left.

The screenshot shows the Fort Drum Natural Resources website interface. At the top left is the Fort Drum logo. The main header includes the text 'FORT DRUM NATURAL RESOURCES'. On the right, there is a dropdown menu for 'Hugh Drum' and a 'Logout' button. Below the header is a navigation bar with 'My Account', 'Available Permits', 'My Safety Briefs', 'Surveys', and 'Help'. A breadcrumb trail shows 'Hugh Drum / Home / Permits'. The main content area has two boxes. The left box says 'You have no permits! Before you recreate you MUST have a valid permit. Click button to view available permits:' and features a blue button labeled 'Acquire Permit(s)' which is circled in red. The right box says 'Click button to use the web Checkin / Checkout:' and has a 'Checkin / Checkout' button. Below that, it says 'Click button to view your Checkin / Checkout and harvest history:' and has a 'History' button.

8. There are potentially 11 different permits you can obtain...however, only 9 will be visible. (See the next page for an explanation of each permit.) ...

These two permits will not be visible for first time users because they both require a validation explained on the next page.

The screenshot shows the 'Available Permits' page on the Fort Drum Natural Resources website. The header and navigation are similar to the previous screenshot. The breadcrumb trail is 'Hugh Drum / Available Permits'. The main content area is titled 'Available Permits' and contains a table of permits. The table is divided into two sections: 'Recreation' and 'Forestry'. The 'Recreation' section lists 10 permits, all of which are free and have an 'Add to Cart' button. The 'Forestry' section lists one permit, '2018 Firewood Permit', which costs \$10.00 and also has an 'Add to Cart' button. Two red arrows point to the '2018 Hunting-Cantonment Area Archery' and '2018 Hunting-Disabled Access' permits, indicating they are not visible to first-time users.

Recreation			
2018 Camping	Jan 01 2018 - Dec 31 2018	FREE	Add to Cart
2018 Fishing-General	Jan 01 2018 - Dec 31 2018	FREE	Add to Cart
2018 Fishing-Nighttime	Jan 01 2018 - Dec 31 2018	FREE	Add to Cart
2018 Hunting-Big Game	Jan 01 2018 - Dec 31 2018	FREE	Add to Cart
2018 Hunting-Cantonment Area Archery	Jan 01 2018 - Dec 31 2018	FREE	Add to Cart
2018 Hunting-Disabled Access	Jan 01 2018 - Dec 31 2018	FREE	Add to Cart
2018 Hunting-Nighttime Predator	Jan 01 2018 - Dec 31 2018	FREE	Add to Cart
2018 Hunting-Small Game	Jan 01 2018 - Dec 31 2018	FREE	Add to Cart
2018 Other Recreational Activities	Jan 01 2018 - Dec 31 2018	FREE	Add to Cart
2018 Trapping	Jan 01 2018 - Dec 31 2018	FREE	Add to Cart

Forestry			
2018 Firewood Permit	Feb 16 2018 - Feb 25 2018	\$10.00	Add to Cart

Types of permits available on Fort Drum through iSportsman:

Camping: A separate permit from “other activities” because it is an overnight activity.

Fishing-General: Basically fishing during daylight hours.

Fishing Nighttime: A separate permit from “Fishing-General” because it is an overnight activity.

Hunting-Big Game: Deer and bear hunting.

Hunting-Small Game: Hunting small game animals during daylight hours.

Hunting-Nighttime Predator: Basically coyote or bobcat hunting after sunset, a separate permit from “Hunting-Small Game” because it is a night activity.

Other Recreational Activities: This does NOT include hunting, fishing, trapping, camping, or firewood cutting. It DOES include scouting for hunting or firewood; target shooting (see Regulation 420-3); wildlife viewing/birdwatching; boating, canoeing, and kayaking; harvesting fruit, mushrooms, ramps/leeks, asparagus, fiddleheads, dandelions, and/or rhubarb for private use (not for commercial purposes); picnicking; hiking; geocaching; dog walking or training; cross country skiing; snowshoeing; bicycling; horseback riding; snowmobiling (in TA 7E, 7F, and 7G); ATV riding (on recreational roads around TA 7E, 7F, and 7G), and driving through the Training Area.

Trapping: Trapping for furbearers. This activity is open to all NYS licensed trappers after being restricted during the 2017-2018 season.

Firewood Permit: This is not a recreational activity, but will be sold via the iSportsman web site. Scouting for firewood would fall under the “Other Recreational Activity” category.

The two permits that require prior coordination with Natural Resources staff:

Hunting-Cantonment Area Archery: Hunters must first pass an archery qualification to show their shooting proficiency. After qualifying, the account will be validated and the hunter will then be able to get this permit.

Hunting-Disabled Access: Hunters must show proof they possess a New York State Non-Ambulatory Hunter Permit; they are permanently disabled to be eligible for a New York State Parking Permit or License Plate; or have a life-threatening illness and participating through a non-profit organization to hunt.

8. (continued) .. click “Add to Cart” to obtain a permit. In this example, small game hunting is chosen.



Available Permits


Recreation			
2018 Camping	Jan 01 2018 - Dec 31 2018	FREE	Add to Cart
2018 Fishing-General	Jan 01 2018 - Dec 31 2018	FREE	Add to Cart
2018 Fishing-Nighttime	Jan 01 2018 - Dec 31 2018	FREE	Add to Cart
2018 Hunting-Big Game	Jan 01 2018 - Dec 31 2018	FREE	Add to Cart
2018 Hunting-Nighttime Predator	Jan 01 2018 - Dec 31 2018	FREE	Add to Cart
2018 Hunting-Small Game	Jan 01 2018 - Dec 31 2018	FREE	Add to Cart

9. Click on “View Cart & Checkout”.



Available Permits

10. Click "Checkout".



FORT DRUM
NATURAL RESOURCES

Hugh Drum ▾ Admin Logout
Powered by: iSportsman

My Account ▾ Available Permits My Safety Briefs Surveys


Hugh Drum / Cart

Continue Shopping

Permits		
Name	Date	Total
Remove 2018 Hunting-Small Game	Feb 21 - Dec 31, 2018	FREE
		Subtotal: \$0.00

Clear Cart [Checkout](#)

11. Click on "Confirm".



FORT DRUM
NATURAL RESOURCES

Hugh Drum ▾ Admin Logout
Powered by: iSportsman

My Account ▾ Available Permits My Safety Briefs Surveys


Hugh Drum / Checkout

Order Confirmation

Your order is free

[Confirm](#) [Cancel](#)

12. Click "Print Permits".



FORT DRUM
NATURAL RESOURCES

Hugh Drum ▾ Admin Logout
Powered by: iSportsman

My Account ▾ Available Permits My Safety Briefs Surveys

Hugh Drum / Order / Completed

Order complete

Permit / Product	Quantity	No of Days	Price	Total Price
2018 Hunting-Small Game	1	1	\$0.00	\$0.00
				Total: \$0.00

[Print Permits](#) [View Receipt](#) [Return to Home](#)

12. This is the new permit that goes on the driver's side of the dash or in the windshield of the vehicle.

This is the new 6-digit permit number.



Fort Drum

2018

NAME
Drum, Hugh

NUMBER
258516



PHONE _____ STATUS
Retired Military -

FROM February 21, 2018 TO December 31, 2018

PERMITS	START DATE	END DATE
2018 Hunting-Small Game	Feb 21, 2018	31 Dec 2018

2018 Hunting Season Only

CHECK-OUT IS REQUIRED AT THE END OF THE DAY BY CALLING THE SPORTSMAN'S HOTLINE AT 1-855-267-9770 OR ACCESSING YOUR ACCOUNT ON THE WEB SITE WITH A SMART PHONE OR COMPUTER.